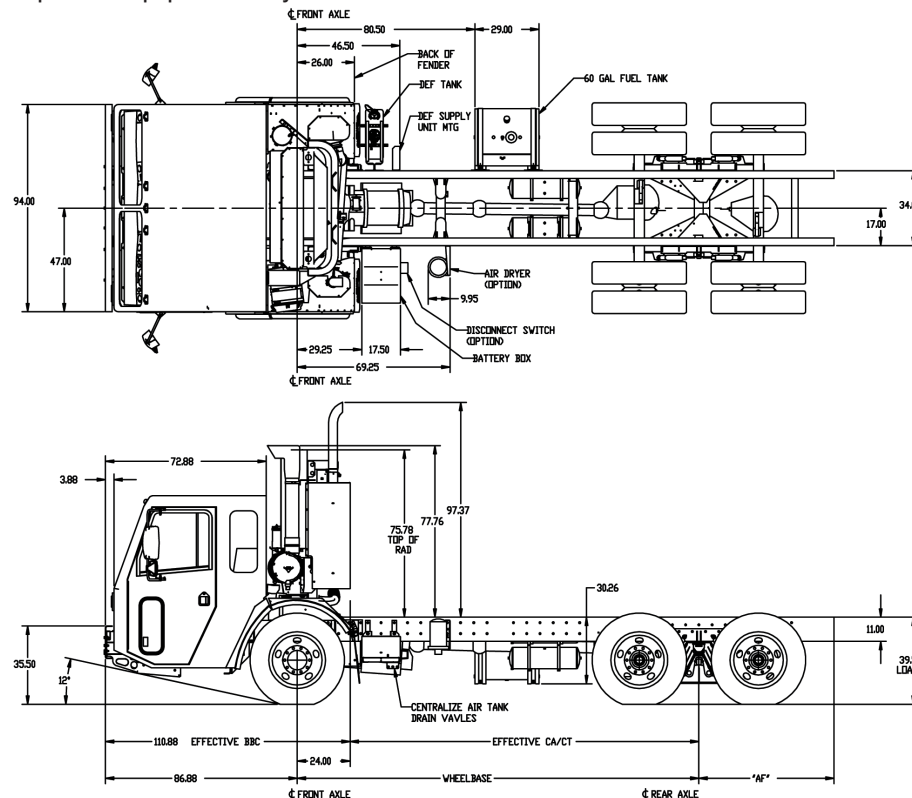


Additional Features and Benefits of the Crane Carrier LET2 Crew Cab

- **Engine Emissions** 50-State, Clean Idle, 2013 EPA Certified
- **Cummins Engine Protection** 30-second shutdown
- **Transmission** Allison 5th Generation, 3000 / 3500 RDS, 4000 / 4500 RDS
- **5th Generation Shifter** pushbutton w/ Oil Level, Filter, & Clutch condition monitors
- **Steering Column** Tilt / Telescopic w/ self-canceling turn signal switch
- **Steering Wheel** Black 18" soft touch, 2-spoke
- **ABS Brake System** Bendix, 4S/4M or 6S/6M with ATC optional
- **Cab Construction** 94" w x 69" d x 78" h, galvaneal steel
- **Cab Insulation** inside cab roof & back wall, outside cab bottom & engine cover
- **Doors** Solid, Bi-fold, and Flip Up/Fold Back options available
- **Door Trim** Inner molded gray plastic panels w/ armrest & storage pocket
- **Mirrors** LH & RH side 16" x 7" w/ stainless steel housing and arms; heated and motorized options available
- **Cab Tilt System** RH motorized tilt hydraulic jack mounted behind cab, standard
- **Chassis Wiring** Packard "GXL" color coded, loomed wiring, SAE J1587 & J1939 configured
- **Mini-bus type electrical circuits** modified reset breakers and relays
- **Plug-in connectors** & water resistant exterior connectors
- **Lighting** (2) 5" x 8" halogen headlights, (7) ID & marker lights
- **2 LED turn signals** recessed in bumper
- **Dome Lights** Combination, interior map lights w/ selector switch
- **Seats** LH & RH bucket type, 2-way adjustable; black vinyl or cloth
- **Available Seat Options** air ride, lumbar support, arm and head rests
- **Safety Belts** (2) w/ 7" shoulder height adjustment
- **Sunvisors** (2) hinged vinyl full width w/ document keepers
- **Interior Trim** padded vinyl engine cover, upholstered head liner and back wall panels
- **HVAC** 34,120 BTU / HR at 100° F, 3-speed blower

Optional equipment may be shown



Our spacious cab is designed to reduce driver fatigue with easier access and comfortable seating. We offer a wide variety of options to fit your needs. Contact us at (918) 286-2300 to learn more!



CRANE CARRIER COMPANY

The Heavy Truck Specialists

1951 Reiser Ave SE, New Philadelphia, OH 44663

Phone (918) 286-2300 • Fax 918-286-2601

www.cranecarrier.com

Hines
Specialty Vehicle Group

Specifications Subject to Change Without Notice LET2 Crew Cab 2/15



LET2

Crew Cab

LET2

Crew Cab



Features most spacious cab interior for driver and passenger comfort




18" step in height is the industry's lowest

Crane Carrier's LET2 Crew Cab is a work horse with sophisticated engineering and quality that's built to last. Rugged framework, durable cab construction and attention to detail makes this vehicle a good investment with an ergonomic cab environment that will keep your employees healthy and safe.

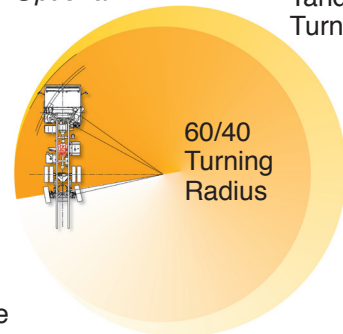
Check out all the great features we've packed into this vehicle:

- 18" step in height, both LH & RH sides
- Remote mounted radiator, 1814 Sq. Inches
- Increased interior space, small engine cover
- Increased visibility with large glass area
- Seating is available for up to four forward facing passengers
- Tilt-telescoping steering column available both sides
- Overhead console with storage space
- Quiet & comfortable interior
- Bi-fold or solid doors, LH, RH or both sides
- Heavy duty front bumper standard
- Cummins ISL9, ISLG, ISX12, & ISX12G available
- Central fluid check location - behind cab
- Enhanced maneuverability with tighter turn radius
- 2013 EPA Diesel emission installation, DPF/SCR
- 10 gallon DEF tank with convenient location
- Reyco (Sgl), Ridewell (Sgl 60/40, Tandem), Hendrickson (Sgl, Tandem) rear suspensions available

Cummins ISL9 & ISX12 Engines available in both Diesel and CNG configurations



Optional



Tandem Turning Radius

Great maneuverability designed to get you in & out of alleys and other tight spaces, our product delivers one of the industry's best turning radius.



Cab Tilt for Engine Access



Two Person Bench Seat




Full Width Overhead Console



Spacious Cab Interior

What Makes the LET2 Crew Cab an Industry Leader?



1

2

Visibility
2,700 sq. ins. of viewable glass area

3

Remote mounted radiator 1814 Sq. Inches

4

2013 EPA Diesel emission installation, DPF/SCR

5

Seating is Available for up to Four forward facing passengers with seat belts

6

Increased Interior Space, small engine cover

7

Rear Suspensions Reyco (Sgl), Ridewell (Sgl 60/40, Tandem), Hendrickson (Sgl, Tandem)

8

Multiple Door Configurations Solid, Bi-fold, or Flip Up/Fold Back on LH, RH, or both sides

9